


## 4 Amp Distribution Controller UL; ULC Listed

- Input 120/240vac
- Output 12/24vdc total of 5.5Amp
- 8 output rated at max. 2.0Amp
- Battery Charger: 1.5Amp
- Battery Capacity Up to 17Ah
- Listing: ULC608931-11-1, ULC-S533 Egress Door  
UL294 EMC: Industry Canada FCC, EN



### Technical Specifications

Output Voltage	12/24 Vdc Regulated. Class E, unsupervised
Output Amperage	4 Amp
Ripple	50 mVp-p max
Charging Current	1.5A Max, and not part of max output rating
Battery Charging Voltage	13.8V/27.6V Nominal
Operating Temperature	0deg.C to 49deg.C

### Performance Ratings

UL 294 Performance Levels:

Model	Product Type	Line Security	Destructive Attack	Endurance	Standby Power
DX400ULMOM8ECB	Power Supply	I	I	IV	III (when used with 12Ah battery) III (when used with 17.2Ah battery)

CAN/ULC-60839-11-1 Performance Grades:

Model	Product Type	Grade	Grade Achievement
DX400ULMOM8ECB	Power Supply	3 (when used with 12Ah battery) 3 (when used with 17.2Ah battery)	Connect AC & Battery Trouble Relay Outputs to a Grade 3 Control Unit, to achieve Grade 3.

## DX400ULMOM8ECB

REGULATED POWER SUPPLY CHARGER  
 UL/ULC LISTED AS FOLLOWS:  
 UL 294, CAN/ULC-60839-11-1, CAN/ULC-S533  
 POWER SUPPLY FOR ACCESS CONTROL SYSTEM

This Product must be installed in compliance with National Electrical Code/NFPA70, and all applicable codes. CSA C22.1, Safety Standard for Electrical Installations, Canadian Electrical Code.



NOTE: PLEASE REFER TO DX400UL INSTALLATION MANUAL, PART NO:PX4000 REV:01

DATE OF MFG:

PART NO:PX4004 REV:01



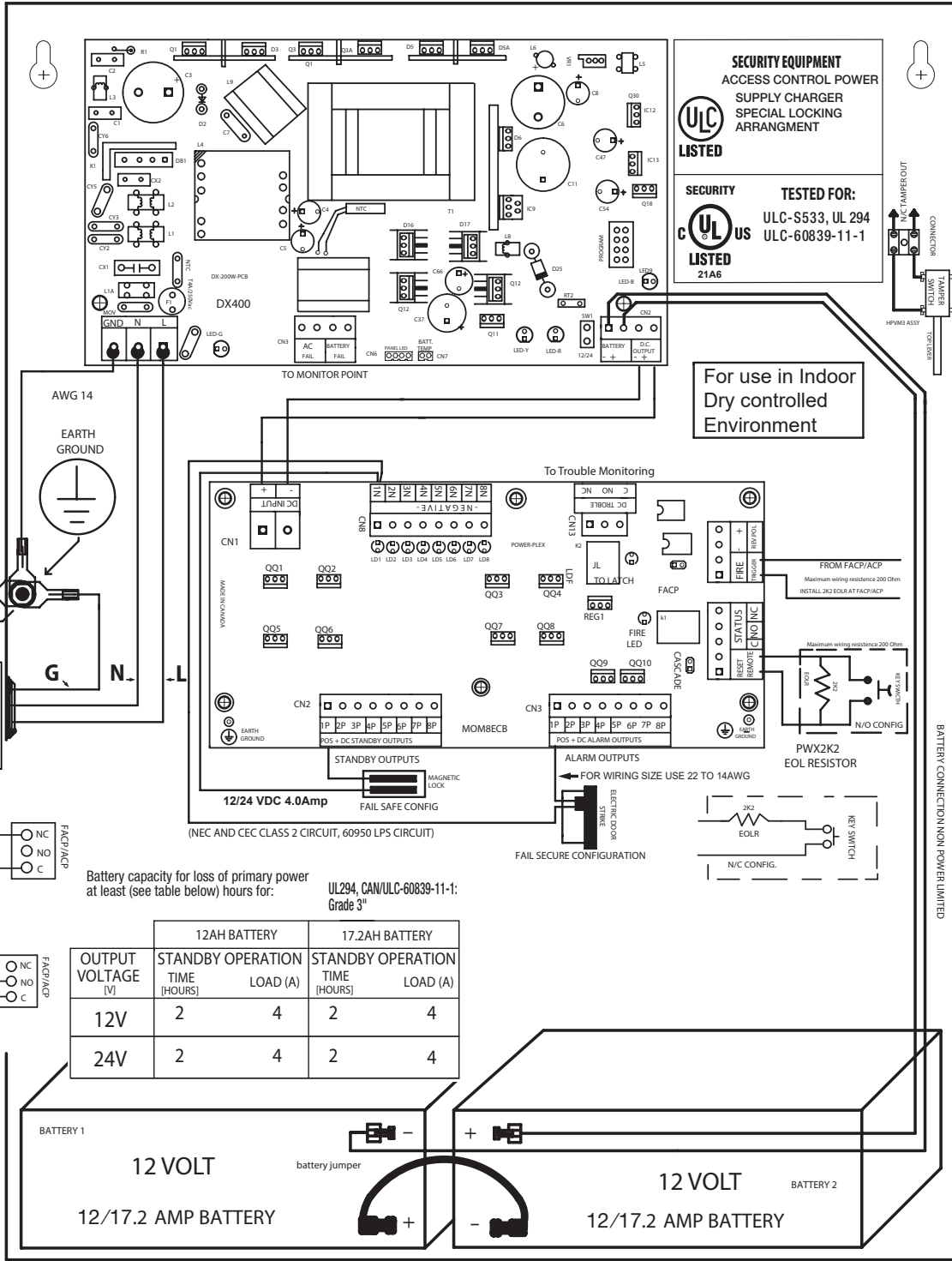
REG# T1880468-02



REG# T1880468-01



REG# T1880468-03



**SECURITY EQUIPMENT**  
 ACCESS CONTROL POWER  
 SUPPLY CHARGER  
 SPECIAL LOCKING  
 ARRANGMENT

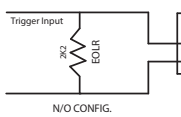
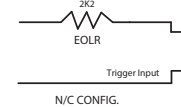
**ULC LISTED**

**SECURITY TESTED FOR:**  
 ULC-S533, UL 294  
 ULC-60839-11-1

**ULC LISTED**  
 21A6

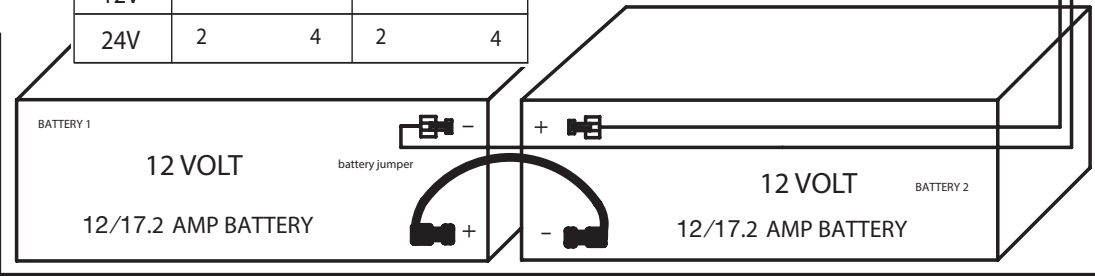
For use in Indoor  
 Dry controlled  
 Environment

**AC INPUT**  
 120-240 VAC  
 50-60Hz 1.8A



Battery capacity for loss of primary power at least (see table below) hours for: **UL294, CAN/ULC-60839-11-1: Grade 3"**

OUTPUT VOLTAGE (V)	12AH BATTERY		17.2AH BATTERY	
	STANDBY OPERATION TIME [HOURS]	LOAD (A)	STANDBY OPERATION TIME [HOURS]	LOAD (A)
12V	2	4	2	4
24V	2	4	2	4



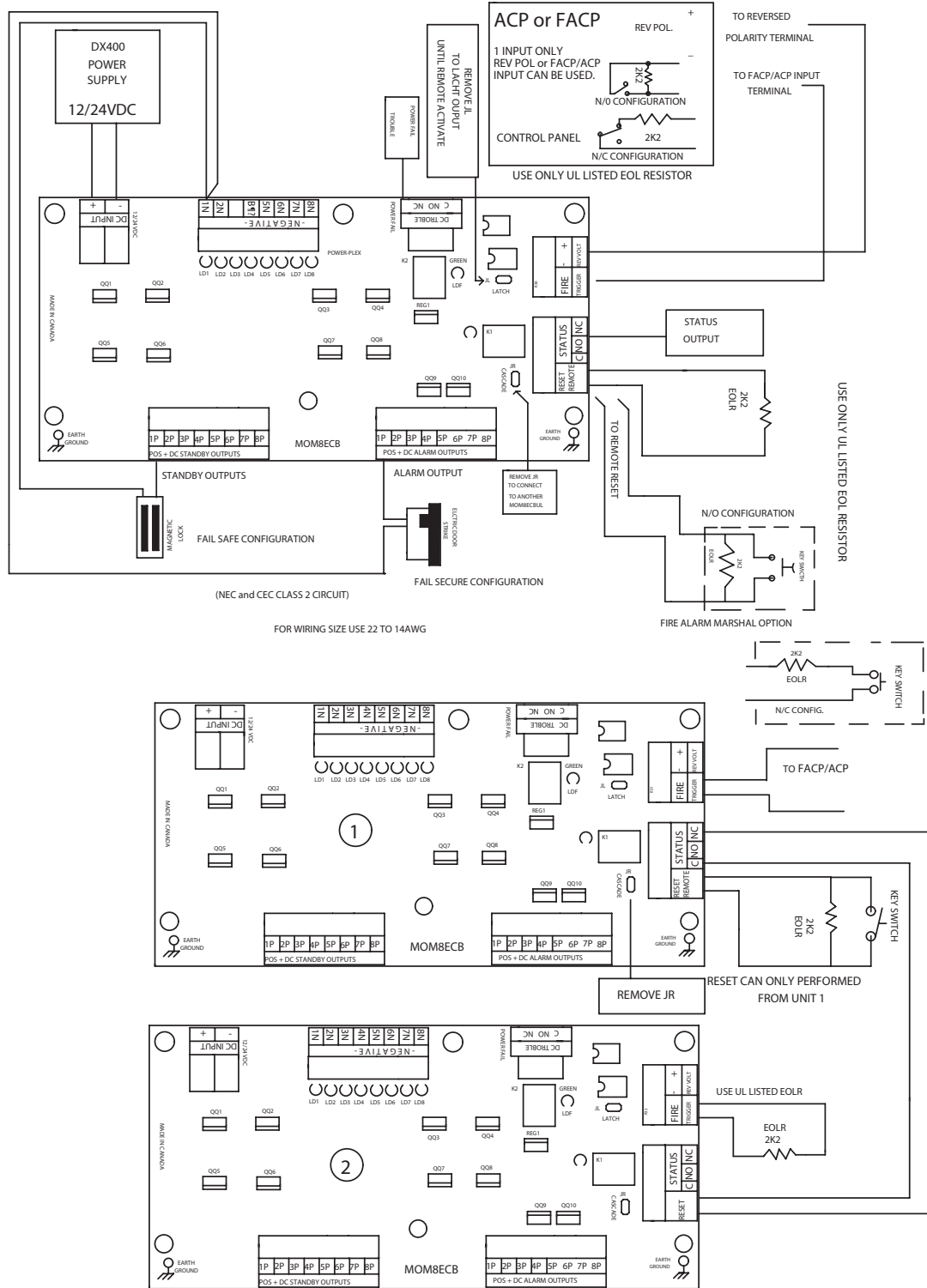
KEEP POWER LIMITED WIRING FROM NON POWER LIMITED WIRING AT LEAST 0.25" INCH APART

\*Design and specifications are subject to change without notice.

# TYPICAL APPLICATION WIRING DIAGRAM

2 OR MORE DX400ULMOM8ECB CONNECTED IN CASCADE

PART NO: PX4005 REV:01



KEEP POWER LIMITED WIRING FROM NON POWER LIMITED WIRING AT LEAST 0.25" INCH APART

FIG.1

\*Design and specifications are subject to change without notice.